

Ultra Brightness Green LED Lamp

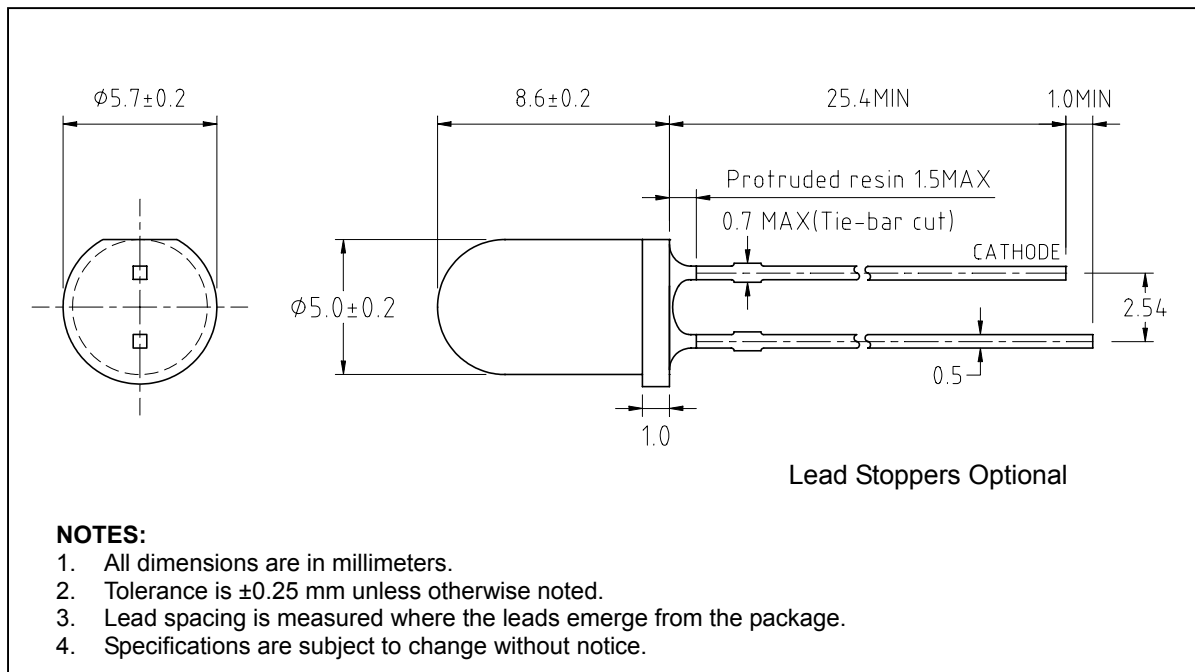


5mm Round Through-Hole Package

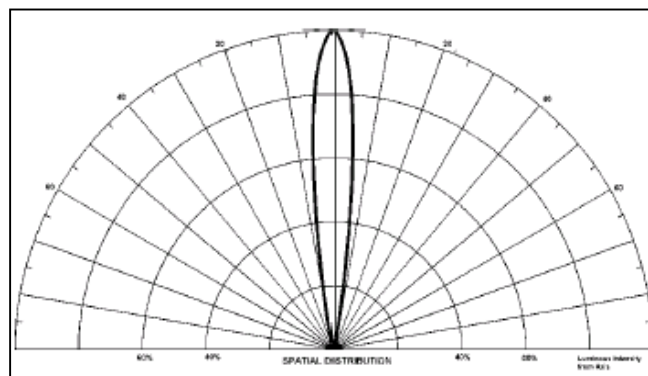
BL-LUGR5N15C series

FEATURES	APPLICATIONS
<ul style="list-style-type: none"> • Super luminosity Green LED • InGaN on Sapphire die. • 5mm round resin mold. • Water Clear Lens. • Narrow viewing angle (15°). 	<ul style="list-style-type: none"> • Traffic signals • Full Color RGB Video Displays • VMS. • Back or Side lighting. • Decorative /Accent Lighting

PACKAGE OUTLINE DIMENSIONS:



BEAM RADIATION PATTERN



Ultra Brightness Green LED Lamp

5mm Round Through-Hole Package

BL-LUGR5N15C series



ABSOLUTE MAXIMUM RATING (at $T_A = 25^\circ\text{C}$)

Parameter	Symbol	Value	Unit
Continuous Forward Current	I_F	30	mA
Peak Forward Current (1/16 Duty Cycle, 0.1msec Pulse width)	I_{Fp}	150	mA
Power Dissipation	P_d	120	mW
Forward Voltage	V_f	3.6	V
Derating Factor	D_F	0.4	mA / $^\circ\text{C}$
Reverse Voltage	V_R	5.0	V
Operating Temperature	T_{opr}	-25 to +85	$^\circ\text{C}$
Storage Temperature	T_{stg}	-35 to +100	$^\circ\text{C}$
Lead Soldering Temperature (1.6mm (0.063") from body)	260 $^\circ\text{C}$ for 5 seconds		

ELECTRICAL / OPTICAL CHARACTERISTICS (at $T_A = 25^\circ\text{C}$)

Parameter	Symbol	Min	Typ	Max	Unit
Forward Voltage	$I_F = 20\text{ mA}$ V_F		3.2	3.6	V
Dominant Wavelength	$I_F = 20\text{ mA}$ λ_d	520	525	530	nm
Peak Wavelength	$I_F = 20\text{ mA}$ λ_p		519		nm
Spectrum Radiation Bandwidth	$I_F = 20\text{ mA}$ $\Delta\lambda$		37		nm
Reverse Current	$V_R = 5\text{ V}$ I_R			100	μA
Viewing Angle	$2\theta_{1/2}$		15		deg
Luminous Intensity	$I_F = 20\text{ mA}$ I_v	18,000	22,000	28,000	mcd

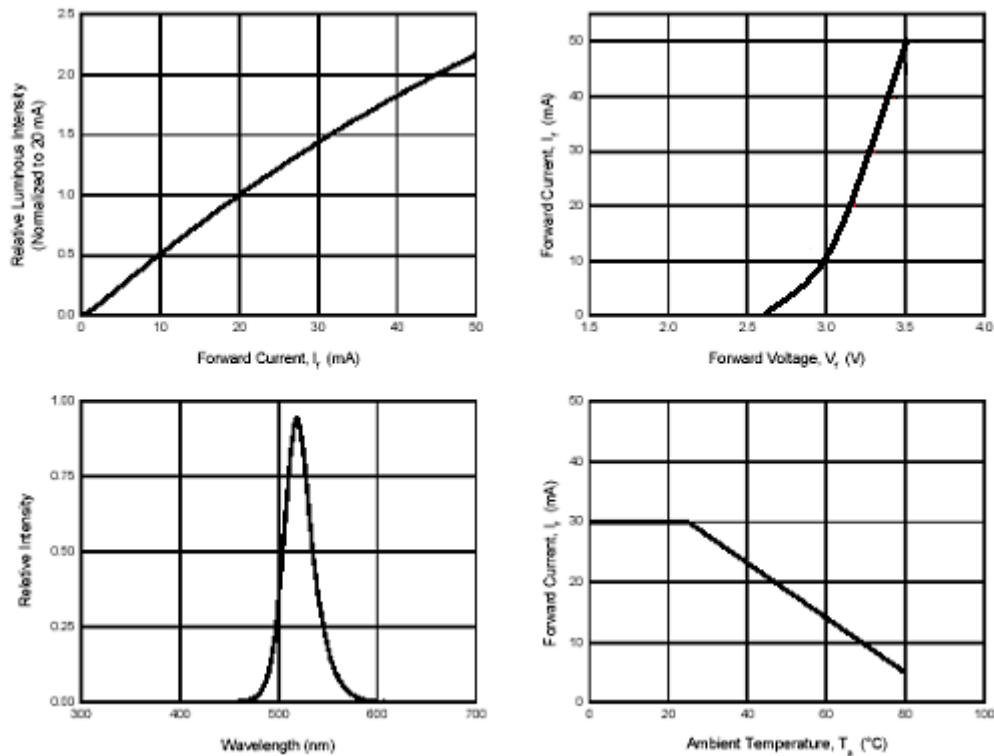
Ultra Brightness Green LED Lamp

5mm Round Through-Hole Package

BL-LUGR5N15C series



TYPICAL ELECTRICAL CHARACTERISTICS CURVES (at 20 mA DC / $T_A = 25^\circ\text{C}$)



GENERAL NOTES:

1. Luminous Intensity (I_v) is measured with a light sensor and filter combination (goniospectroradiometer) and is the Luminous Flux per unit solid angle (steradian) emitted by the LED lamp in the direction of the mechanical axis of the lamp and then weighed by the eye response curve (1931 CIE 2° Observer Chromaticity Diagram).
2. Luminous Intensity measurement uncertainty is $\pm 15\%$ due to test procedures and equipment variations.
3. $\theta_{1/2}$ is the off-axis angle at which the luminous intensity is half the axial luminous intensity. Tolerance $\pm 3^\circ$.
4. Dominant wavelength is derived from the 1931 CIE 2° Observer Chromaticity Diagram.
5. Peak and Dominant wavelength measurement uncertainty is ± 0.05 due to variations.
6. Caution for ESD: Static Electricity and surges can damage the LED. It is recommended using a wristband or anti-electrostatic glove when handling the LED. All devices, equipment and machinery must be properly grounded.
7. Do not apply excess mechanical stress to the leads, especially when heated or while soldering.

Ultra Brightness Green LED Lamp

5mm Round Through-Hole Package

BL-LUGR5N15C series



PRODUCT CODE BREAKDOWN

